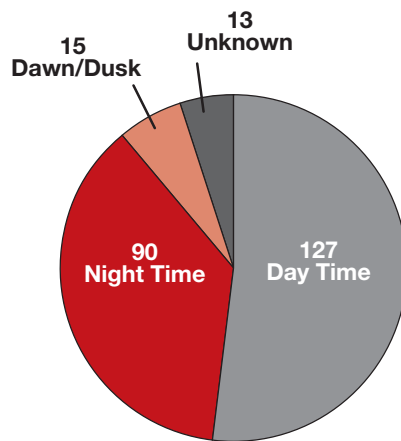


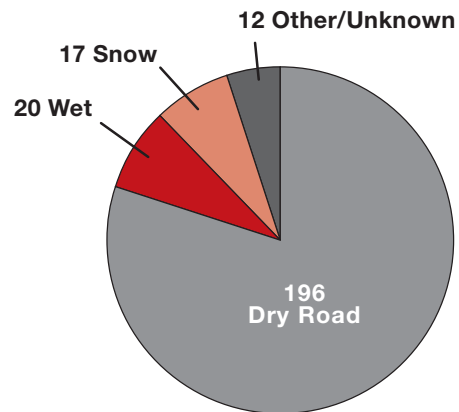


# zero<sup>®</sup> Fatalities

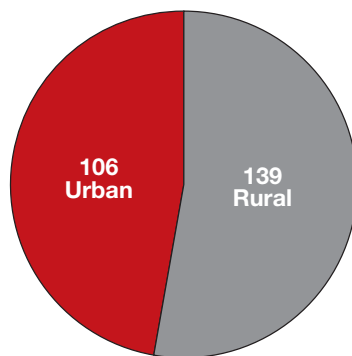
A Goal We Can All Live With



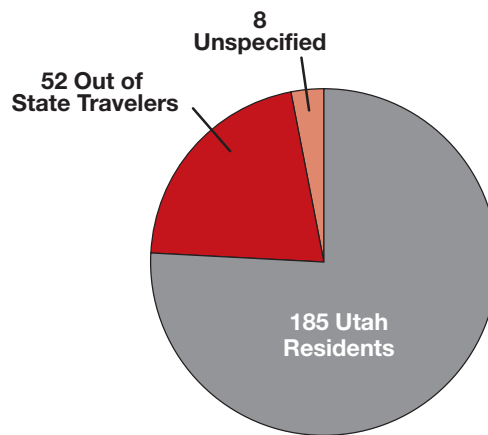
Light Condition



Wet or Snowy Road  
to Dry Road Comparison



Urban vs Rural  
Fatalities

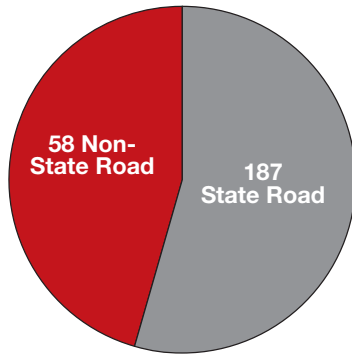


Utah Residents vs  
Out of State Travelers

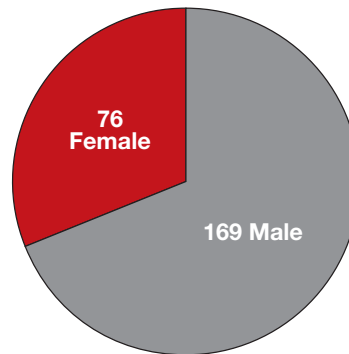
# zero<sup>®</sup> Fatalities

*A Goal We Can All Live With*

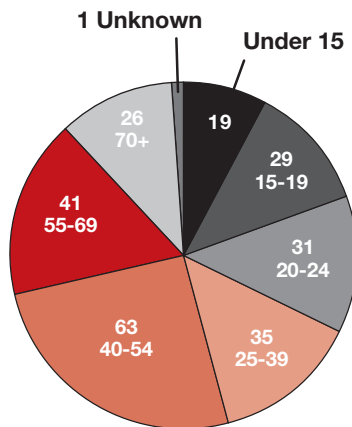
---



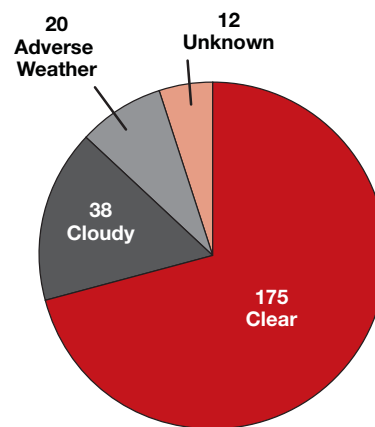
**Jurisdiction**



**Male and Female  
Fatalities**



**Age Breakdown**





























**Weather Condition**

# zero<sup>®</sup> Fatalities

A Goal We Can All Live With

## FATALITIES BY COUNTY

Salt Lake County		46
Weber		24
Utah County		21
Cache		11
Tooele		11
Washington		11
Davis		10
Iron		10
Summit		10
Box Elder		9
Grand		9
Juab		8
San Juan		7
Beaver		6
Duchesne		6
Uintah		6
Emery		5
Millard		5
Sevier		5
Kane		4
Sanpete		4
Wasatch		4
Carbon		3
Garfield		3
Wayne		3
Morgan		2
Rich		2
Piute		<b>zero</b>
Daggett		<b>zero</b>
<b>Total</b>		<b>245</b>

## FATALITIES INVOLVING IMPROPER RESTRAINT, BY COUNTY (shoulder belts, lap belts or child safety seats)

Salt Lake	●●●●●●●●●●●●●●●●	16
Box Elder	●●●●●●●	7
Tooele	●●●●●●●	7
Weber	●●●●●●●	7
Juab	●●●●●●	6
Duchesne	●●●●●	5
Utah	●●●●●	5
Washington	●●●●●	5
Cache	●●●●	4
Grand	●●●●	4
Beaver	●●●	3
Davis	●●●	3
Sevier	●●●	3
Summit	●●●	3
Uintah	●●●	3
Emery	●●	2
Iron	●●	2
San Juan	●●	2
Wasatch	●●	2
Carbon	●	1
Kane	●	1
Millard	●	1
Morgan	●	1
Rich	●	1
Sanpete	●	1
Wayne	●	1
Garfield		<b>zero</b>
Piute		<b>zero</b>
Daggett		<b>zero</b>
Total		<b>96</b>



## FATALITIES BY ROAD State Roads Only (page 2 of 3)

SR 62		<b>zero</b>
SR 65		<b>zero</b>
SR 68	●●	2
I-70	●●●●●●●●●●	9
SR 71	●●	2
SR 73		<b>zero</b>
SR 79	●	1
I-80	●●●●●●●●●●●●	11
I-84	●●●●●●●●	7
SR 87	●●	2
US 89	●●●●●●●●●●●●●●●●	16
US 91	●●●●●●	5
SR 95	●	1
SR 101		<b>zero</b>
SR 104		<b>zero</b>
SR 106	●	1
SR 108		<b>zero</b>
SR 111	●●	2
SR 112	●●	2
SR 114		<b>zero</b>
SR 126	●●●●	4
SR 128	●●	2
SR 130		<b>zero</b>
SR 132	●	1
SR 134	●	1

(Continued - page 2 of 3)

## FATALITIES BY ROAD State Roads Only (page 3 of 3)

SR 138	●●●	3
SR 141	●●	2
SR 142	●	1
SR 143	●	1
SR 147	●	1
SR 154	●●●	3
SR 158	●	1
SR 162		<b>zero</b>
US 163	●	1
SR 165	●	1
SR 167		<b>zero</b>
SR 171	●●	2
SR 172		<b>zero</b>
SR 184		<b>zero</b>
SR 186		<b>zero</b>
US 189	●	1
SR 190	●	1
US 191	●●●●	4
SR 193		<b>zero</b>
SR 196		<b>zero</b>
SR 201	●●●●●●●	7
SR 203		<b>zero</b>
SR 204	●	1
SR 208	●	1
SR 209		<b>zero</b>
SR 210		<b>zero</b>
I-215	●●●	3
SR 235		<b>zero</b>
SR 257	●	1
SR 282	●	1
US 491		<b>zero</b>
<b>Total</b>		<b>187</b>